
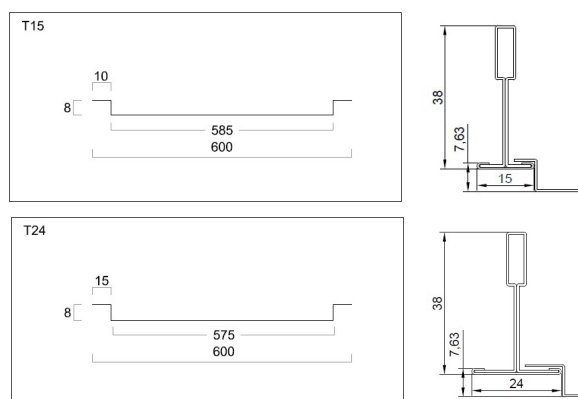
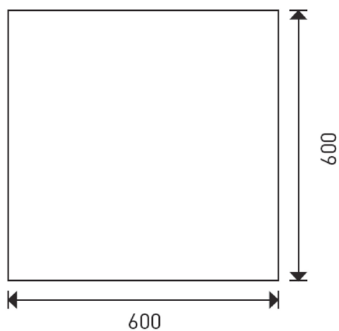


LAY-IN DROP FULL TILE



- Non perforated tile.
- Exterior dimensions 600 x 600 mm, visible ceiling area 585 x 585 mm.
- Mounted in a T15 structure.
- Exterior dimensions 600 x 600 mm, visible ceiling area 575 x 575 mm.
- Mounted in a T24 structure.
- The panels have a recess of 8 mm this creates a shadow joint when installed.
- Standard colour metallic silver or white. Other colours available on request.
- Each panel is covered in a foil that is easy to remove in order to prevent any damage.
- Pre-painted finish.

600 x 600 mm	46000



Fire reaction pre and postpainted tiles: A1
 Release of dangerous substances: none
 Flexion resistance: Classe 1
 Durability galvanized tiles: B
 Durability pre and post-painted tiles: C